

# POTTS POINT ELIZABETH BAY RUSHCUTTERS BAY

## A SOCIAL & HERITAGE PLACE STRATEGY FOR A COMMUNITY OF UNIQUE CHARACTER



**POTTS POINT  
PRESERVATION GROUP**

[pottspointpreservation.org](http://pottspointpreservation.org)

# INTRODUCTION

Some communities are special not because they are one type, but because they bring together many. The three suburbs of Potts Point, Elizabeth Bay and Rushcutters Bay are an integrated eclectic blended neighbourhood 200 years in the making. It is a diverse yet inclusive community – a melting pot of cultures, professions and lifestyles... wealthy and working-class, queer and straight, migrants, bohemians, intellectuals, activists, artists, entertainers, backpackers and tourists—so many of them singles and renters living in small apartments - and all creating a rich and dynamic social fabric.

This urban mosaic is underpinned by the predominantly 20th century architectural apartment building profile, but with significant markers of its 19th century history as one of the first suburbs of Sydney. The proportions of building typology are unique in Australia as are the demographics of the residents. As different eras interposed different architecture styles, each wave of residents stayed on to build this bastion of diversity, which is a hallmark of the area today. This tiny precinct is a national treasure that is more than just a wonderful place to live for the residents but should be celebrated and promoted as a heritage destination for Sydneysiders and tourists to visit.

This social and heritage place strategy articulates our approach to celebrating the extraordinary diversity and demographics of both the historical and contemporary communities contained within the boundary of these three suburbs. The current amenity of the neighbourhood is reinforced by the extraordinary 20th century apartment building profile, which is unique in Sydney and deserves much greater recognition and protection.

## **SURVEY & COMMUNITY FORUM 2024**

The Potts Point Preservation Group (PPPG) have worked with and listened to feedback from all members of the community, local businesses, and key stakeholders to identify aspirations, concerns and opportunities for the precinct. Consultation included a first-ever survey and a community forum in late 2024)

The PPPG conducted a comprehensive survey in late 2024 to gauge community perspectives on current redevelopments and the loss of affordable housing as well as on preserving and enhancing the character, heritage, and vibrancy of the Potts Point, Elizabeth Bay, and Rushcutters Bay precinct.

The findings underscore a strong commitment to preserving the area's cultural and architectural identity while addressing contemporary challenges like redevelopment, housing affordability, and heritage conservation.

Key insights include overwhelming support for initiatives to protect the area's fundamental character, consolidate heritage efforts, and engage with government bodies. Respondents also voiced concerns about housing affordability and expressed enthusiasm for community-driven regeneration projects.

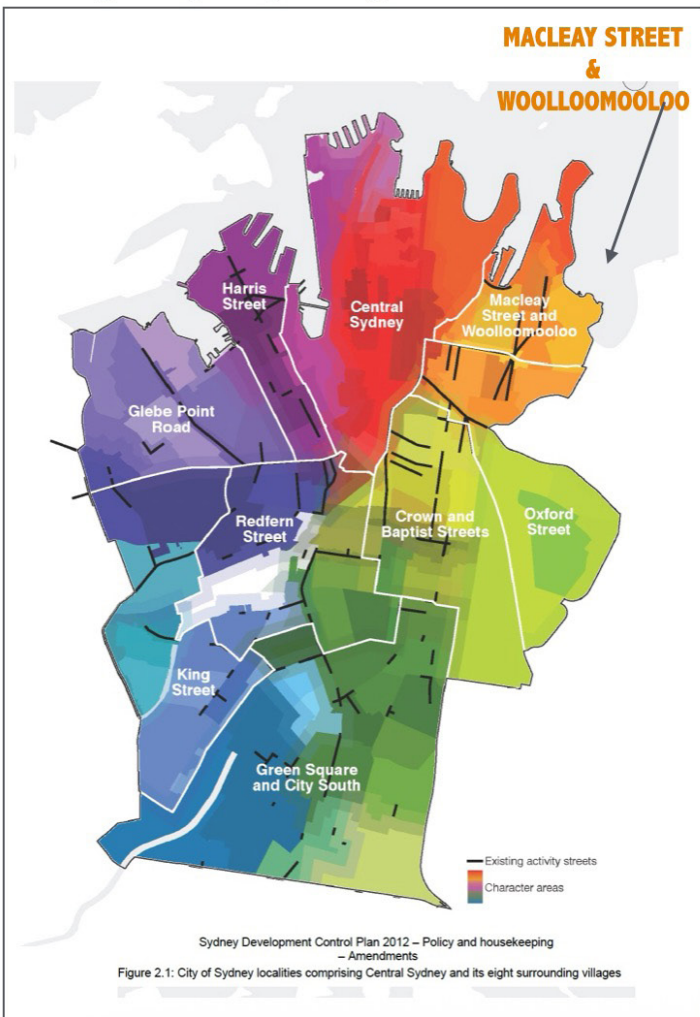
Over 200 people attended the Community Forum in November. Input from MP Alex Greenwich, MP Allegra Spender and David Burdon from the National Trust all strongly supported the rationale and objectives of the PPPG and the progress thus far. A number of City of Sydney Councillors also attended and were all sympathetic towards the community goals. Ben Peachey from the City's Planning Department attended. The attendees were all appreciative of the update on developments in the area and the progress towards recognition of and greater protection of the area's heritage. There was a general appreciation for this type of community consultation.

*The feedback from the survey and the community forum has informed the priorities and actions featured in this social and heritage place strategy which aims at preserving this particular locality's cultural capital for future generations. These objectives are also strongly supported by the National Trust (NSW), the Australian Institute of Architects, our local State member of Parliament, Alex Greenwich and our local Federal Member of Parliament, Allegra Spender.*

# DEFINING THE PRECINCT

Currently the designation and boundaries of the current ‘villages’ and ‘heritage conservation areas’ in the area do not properly reflect the reality of the Potts Point, Elizabeth Bay and Rushcutters Bay locality both topographically and communally. This detracts from any proper consideration of contemporary and historical features which include the character, amenity, building typology, resident demographics and the cultural and social history of the area. There is no ‘Village’ of Macleay Street & Woolloomooloo (Fig 1) as this street and suburb are separated by a cliff and have no physical or societal relationship. Macleay Street is the spine of the three suburbs of Potts Point, Elizabeth Bay and Rushcutters Bay and together they constitute a functional village. Up till 2012 Potts Point, Elizabeth Bay and Rushcutters Bay were a unified Heritage Conservation Area, at which time they were inexplicably separated. (Fig 2). The locality statements for these two HCA’s impede any assessment of the real community that is the sum of these three suburbs.

City of Sydney Villages



City of Sydney Heritage Conservation Areas

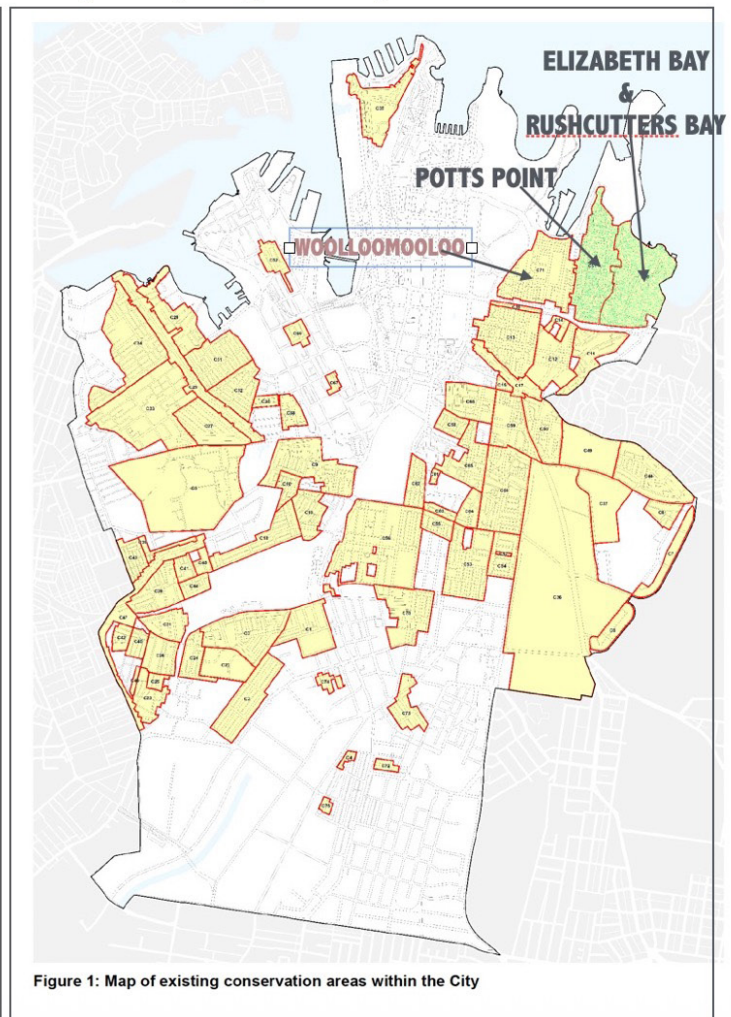


Figure 1. City of Sydney Villages

Figure 2. City of Sydney Heritage Conservation Areas-

Any proper assessment of the social and heritage values of this area can only be achieved if the three suburbs are combined into a single consolidated heritage area allowing a workable and authentic place strategy to be undertaken. (Fig 3). It is also proposed that as part of the place strategy a thematic review be conducted of the built environment in the Potts Point, Elizabeth Bay and Rushcutters Bay region that examines the aesthetic, social and cultural trends in the community from colonial to contemporary times. It would act as blueprint for conservation and celebration of the region.

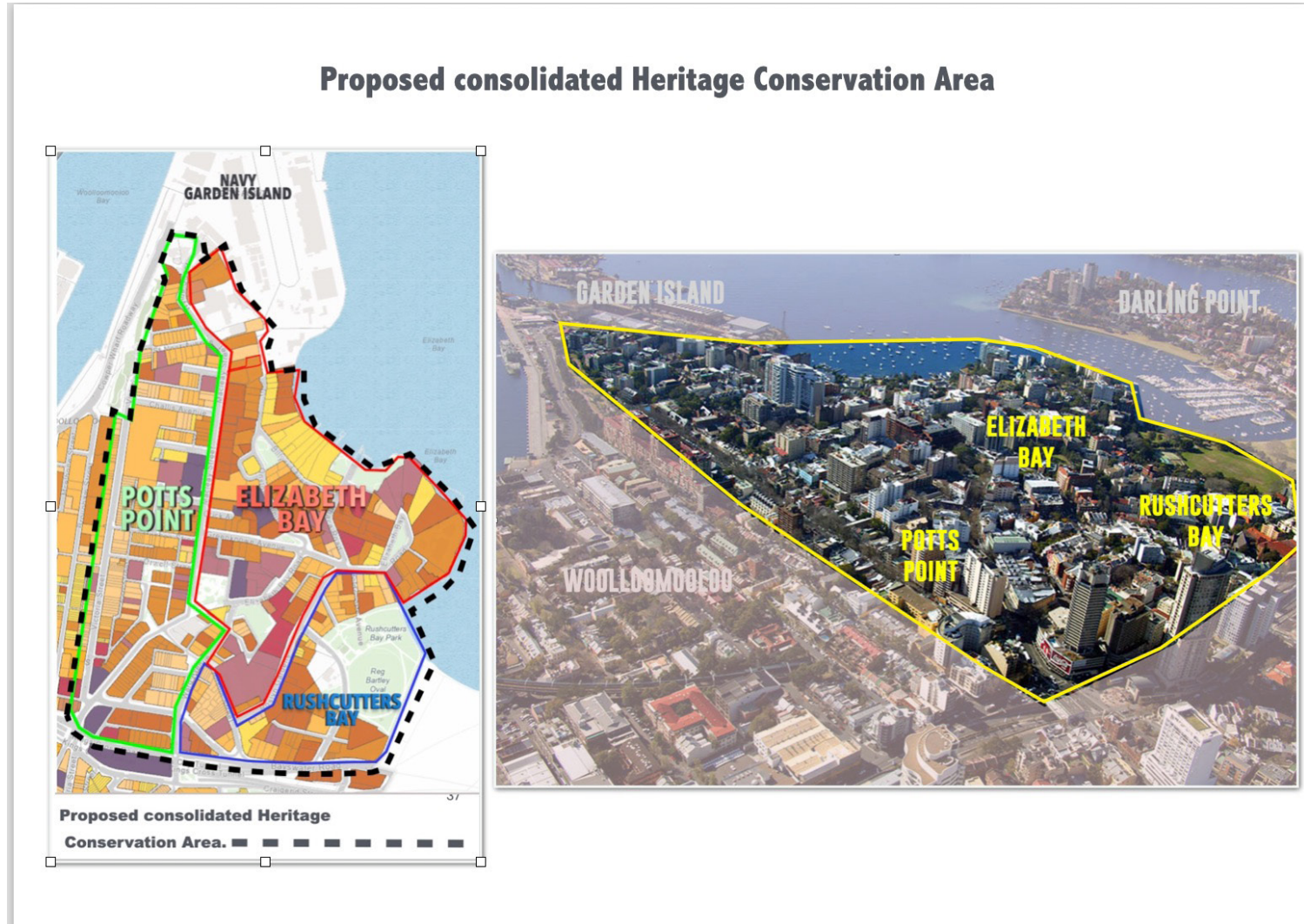


Figure 3. Proposed consolidated Heritage Conservation area incorporating Potts Point, Elizabeth Bay and Rushcutters Bay

## TIMELINES AND BUILDING TYPOLOGY

The summary details of building typology, timelines and relative contributions to the city's HCAs in the City's reports and planning documents fail to identify the unique architectural composition in the Potts Point, Elizabeth Bay & Rushcutters Bay precinct.

1. Whereas in all the 75 HCAs in Sydney 80% of the buildings are from the Victorian and Federation periods (1840-1915), in PP-EB-RB 60% of the buildings are post 1915 and only 38% from Victorian and Federation periods (Figs 4 & 5)
2. Apartment buildings only represent 5% of the 22000 buildings in all the 75 HCAs, but in PP-EB-RB apartment buildings represent 52% of all the buildings in the area and 86% are in the Art Deco or Modernist styles (post 1915).(Fig 6 & 7)


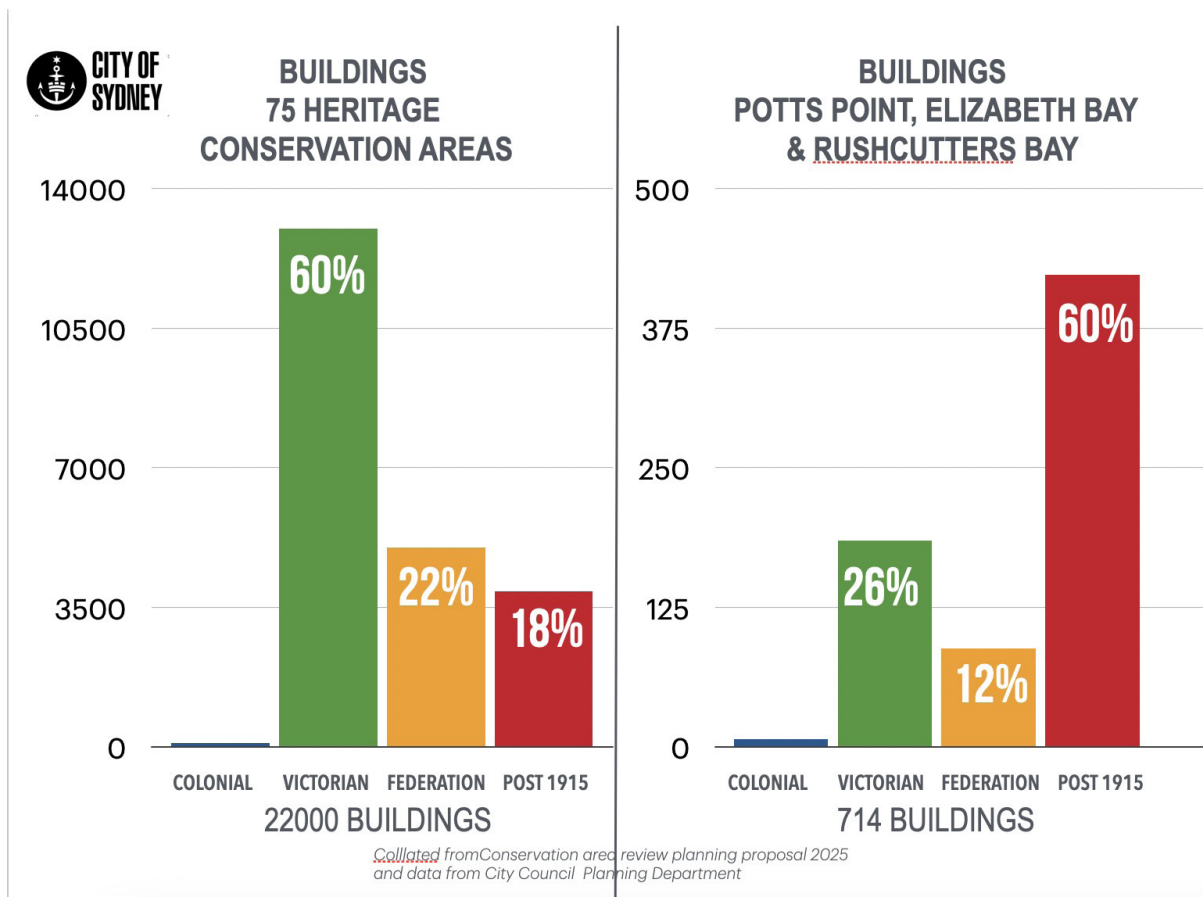
 CITY OF SYDNEY	75 HERITAGE CONSERVATION AREAS	POTTS POINT ELIZABETH BAY RUSHCUTTERS	POTTS POINT ELIZABETH BAY RUSHCUTTERS BAY
PERIOD	BUILDINGS	BUILDINGS	APARTMENT BUILDINGS
COLONIAL (1788-1840)	100	7	0
VICTORIAN (1840-1890)	13000	185	31
FEDERATION (1890-1915)	5000	88	20
INTER-WAR (1915-1940)	3900	251	189
POST-WAR (1940-1960)		20	10
POST-1960		152	120
<b>TOTAL</b>	<b>22000</b>	<b>714</b>	<b>370</b>

Figure 4. Building Timeline Table comparing City 75 HCA's and PP-EB-RB CONSERVATION AREAS REVIEW PLANNING PROPOSAL 2023




 CITY OF SYDNEY	ALL 75 HCAs	POTTS POINT ELIZABETH BAY RUSHCUTTERS BAY
TYPE	BUILDINGS	BUILDINGS
TERRACE HOUSES	15000	
FREESTANDING HOUSES	1500	
<b>APARTMENT BUILDINGS</b>	<b>5% 1200</b>	<b>52% 370</b>
SHOPS	1200	
WAREHOUSES	700	
CHURCH,COMMUNITY PUBLIC BUILDINGS	200	
<b>TOTAL</b>	<b>22000</b>	<b>714</b>

Figure 6. Apartment buildings 75 HCAs compared to PP-EB-RB .

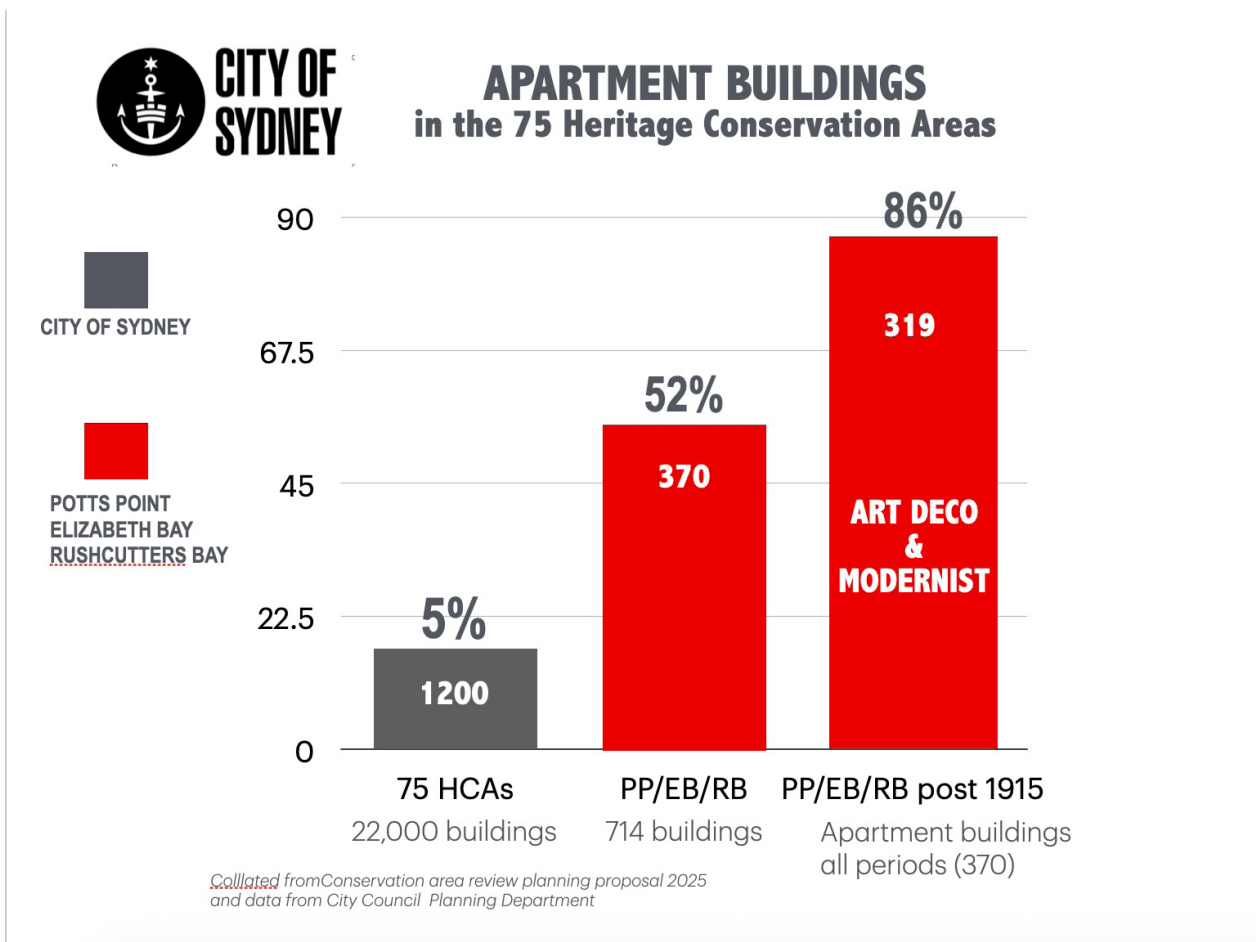


Figure 7. Bar Chart showing contribution of Apartment buildings to PP-EB-RB and special influence of Art Deco and Modernist style.

# 10

**COLONIAL/VICTORIAN  
HOUSES**  
**1840-1900**



# 75

**INTER-WAR  
ART DECO  
APARTMENT  
BUILDINGS**  
**1928-1942**



# 30

**POST-WAR  
MODERNIST  
APARTMENT  
BUILDINGS**  
**1960-1970**




Figure 8. Major architectural styles in the precinct

## ARCHITECTURAL PROFILE

As shown by the data in Figs 4,5,6 & 7 the architectural profile of the PP-EB-RB locality is very different from all the other heritage conservation areas in the City of Sydney. The major contributors are 20th century inter-war Art Deco apartment buildings and post-war Modernist apartment buildings as seen in Fig 8.

## Highlights

- 10 colonial/victorian houses which inform of the original intent to create a wealthy suburb for the elite of the colony...
- 75 of these Art Deco apartment buildings in one sq km ... not just architecturally important but inform us of the huge construction boom of the 1930s and the influx of both wealthy resident owners via grander Company title buildings with lifts (of which there are still 20) and less affluent renters in the smaller 3 storey walk-ups moving to flats from boarding houses.
- Some of these apartment buildings are the most important examples of the style in the country with 5 by EMil Sodersten and 2 by Aron Bolot.
- Two apartment complexes (Wyldefel (1936) and 17 Wylde Street (1950) have been been nominated by the Australian Institute of Architects to the International Union of Architects' (UIA) World Register of Significant 20th Century Australian Architecture and to the Australian Government National Heritage List.
- There are at least 30 Post-War Modernist buildings which also reflect another wave of apartment building in the 1960's ..highlighting the work of emigre architects with new designs and construction materials and the introduction of strata title and a new wave of singles and renters to the area Five of are by the most famous architect of the time... Harry Seidler



Figure 9. Important additions to the local architecture

Added to this extraordinary mix of 19th century houses and 20th century apartment blocks are other important examples of 19th and 20th century buildings (see Fig 9)

- Boomerang the best early 20th century house in Sydney

- Kingsclere the first apartment block in Sydney in 1912....

- The Minerva/ Metro Theatre which will be restored to a live theatre and do much to stimulate night time entertainment in the area

- About 100 Victorian terraces... and some beautiful 19th century villas

It is hard not to be impressed by the architecture in this tiny 1sq km and all the social history that goes with it... In fact just for the Art Deco alone it is comparable to Napier in NZ and Miami South Beach in Florida..... this also makes the area a world class heritage destination and tourist attraction.

Collectively this tiny precinct can be seen as a blended community over 200 years in the making..... We do not forget the aboriginal foundation of this area and its presence at and beyond the time of settlement and during the early days of the colony ... buwt today it is arguably the most diverse community in Sydney ...underpinned by the predominantly 20th century architectural profile, but with significant markers of its 19th century history. As different eras interposed different architecture styles, and apartments replaced many of the houses, each wave of resident stayed on to build this bastion of diversity. The area has always been home to the wealthy as well as low-income blue collar workers, the LGBTQIA+ community, migrants, bohemians, intellectuals, painters, entertainers, backpackers and so many of them singles and renters. This precinct is a national treasure that is more than just a wonderful place to live for the residents but as a place for Sydneysiders and tourists to visit - a part of Sydney's cultural and architectural heritage that should be properly recognised, protected and celebrated.

# DEMOGRAPHICS

The unique hub of apartment buildings is reflected in the special demographics of the area, with 98% of residents living in low to medium-rise apartment buildings in which 60% of apartments are studios or one bedroom. Over 60% of residents are single and renters. (see Fig 10)

<b>DWELLINGS &amp; LIFESTYLE</b>		
	<b>POTTS POINT ELIZABETH BAY RUSHCUTTERS BAY</b>	<b>NSW</b>
APARTMENTS	>90%	22%
LIVE IN APARTMENTS	98%	22%
STUDIOS 1 BEDROOM	60%	7%
RENTED	>64%	32%
SINGLE	60%	24%
NO VEHICLES	44%	9%

Collated from Australian Bureau of Statistics - Census 2021

Figure10. Demographics of the precinct compared to NSW

AREA	% APARTMENTS	% STUDIOS 1- BEDDERS
★ POTTS POINT ELIZABETH BAY RUSHCUTTERS BAY	98%	60%
BONDI	80%	18%
DARLING POINT	78%	49%
POINT PIPER	70%	7%
SURRY HILLS	68%	43%
GLEBE	46%	28%
PADDINGTON	31%	21%
GREATER SYDNEY	31%	9%

ABS

Australian Bureau of Statistics  
<https://abs.gov.au/census/quickstats/SAL13714>

Figure 11. Percentage of apartments and percentage of studios and 1 bedders -Comparison with other suburbs

The precinct contains a greater percentage of apartments than anywhere in Sydney (excluding recent super-high rise developments). The percentage of studios and one bedroom apartments is far greater than anywhere in Sydney (see Fig 11). The area is a template for successful high-density low-rise living and the small apartments are 'affordable' for many long-term residents who want to live in this area where nearly 50% have no vehicles (see Fig 10) This is a living inner-city village which is small and totally accessible by foot. This is highlighted by the fact that a higher percentage of residents travel to work by walking, train or bus rather than using cars (see Fig 12).

This is a living inner-city village which is small and totally accessible by foot. This is highlighted by the fact that a higher percentage of residents travel to work by walking, train or bus rather than using cars

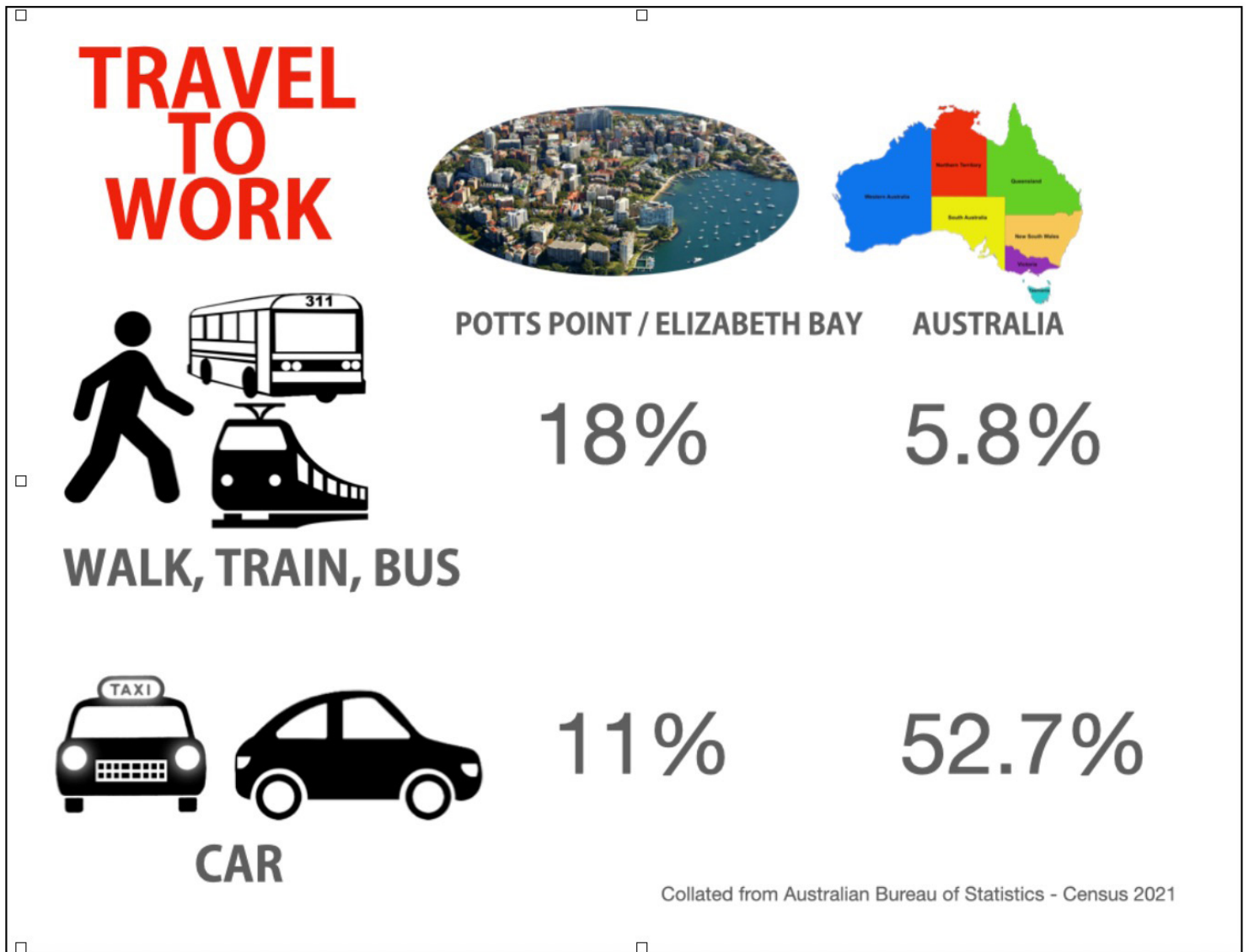


Figure 12. Travel to work -comparison with rest of Australia

## AFFORDABLE HOUSING & REDEVELOPMENT

For a hundred years it has held the mantle of the densest population in Australia with 98% of residents living in apartments, yet without modern high-rise buildings. The low-rise historic profile of the neighbourhood is a template for high density living. The large number of studio and one bedroom apartments provides a unique source of affordable accommodation close to the city and underpins the extraordinary diversity of the residents and the fascinating social and cultural record that is an integral part of the community's charm and appeal.

Potts Point/Elizabeth Bay is a template for high-density low-rise living in Sydney but is losing affordable housing. Currently 6 redevelopments we will have a net loss of 124 apartments to the community. More importantly, from 209 original apartments every one of the 163 one-bedroom and studio apartments will be lost and replaced with 85 3-4 bedroom apartments. (see table below) This is a tragic and unnecessary loss of affordable housing for long-term tenants and owners who will be forced out of the area. This is in stark contrast to the Government's aim of providing more affordable housing yet is not protecting existing stock of affordable apartments.

The loss of housing stock, loss of affordable housing and loss of these long-term residents is damaging our special and broad diversity which has been a hallmark of the community for a century and more. Whether the buildings are all heritage worthy is one question, as is whether remediation would be better than demolition, but the loss of local cultural diversity is a true diminishing of Sydney's heritage.



### POTTS POINT / ELIZABETH BAY DA PROPOSALS

as of 1st May 2024

ADDRESS	ORIGINAL NUMBER OF APARTMENTS	ORIGINAL NUMBER OF 1 BED/ STUDIOS	PROJECTED NUMBER OF APARTMENTS	FINAL NUMBER OF STUDIOS & 1 BEDROOM APARTMENTS	REDUCTION IN APARTMENTS
CHIMES 46-53 Macleay St Potts Point	80	80	31	0	61%
11A & 13A Wylde St Potts Point	20	20	5	0	75%
29 Billyard Ave Elizabeth Bay	32	0	9	0	71%
1 Onslow Place Elizabeth Bay	12	12	6	0	50%
10 Onslow Ave & 21C Billyard Ave Elizabeth Bay	30	16	22	0	26%
51-57 Bayswater Rd Rushcutters Bay	35	35	12	0	66%
<b>TOTALS</b>	<b>209</b>	<b>163</b>	<b>85</b> (all 3-4 bedrooms)	<b>0</b>	<b>AVERAGE LOSS 58%</b>
<b>NET LOSS OF 124 APARTMENTS</b>					

# SOCIAL IMPACT OF 6 CURRENT REDEVELOPMENTS

209 apartments reduced to 85  
(all 3-4 bedrooms)

**NET LOSS of 124 apartments**

58% average dwelling loss

**LOSS of all 163 one-bedders or studios**

**NO NEW one-bedders or studios**

**LOSS OF**

- long term residents
- affordable accommodation
- community diversity

Figure 14. Summary from Figure 13.

# SPECIAL LOCAL FEATURES WITH SOCIAL & CULTURAL SIGNIFICANCE

The social and cultural history of this compact 1sq km high-density urban area is linked to the topography adjacent to the harbour, to the unique mix of architectural styles and through historic associations between people and place. The precinct tells a unique story of Sydney from the period before settlement to modern times. Individually and collectively there are special attributes and relevances made even more significant as they are mirrored in the contemporary life of the community with its diverse population continuing to live in the buildings and walk the streets that form so much of the history of the area.

1. Aboriginal life at time of colonial settlement (c1800)
2. Two of Sydney's earliest suburbs (1830)
3. An exclusive enclave of colonial villas for merchants and bureaucrats (1835-1875)
4. First hub of Art Deco apartment buildings in Sydney (1927-1950)
5. Five Art Deco buildings by architect Emil Sodersten (1929-1938)
6. First hub of Modernist apartment buildings in Sydney (1960-1970)
7. Five Modernist buildings by architect Harry Seidler (1960-1970)
8. Cosmopolitan & bohemian centre (1930-1970)
9. Victoria Street Green Ban (1973) and the death of Juanita Neilson
10. Metro / Minerva theatre (1938) the best of Art Deco styling under threat
11. Kings Cross - Sydney's entertainment and red-light district
12. Sydney's recognisable icons El Alamein Fountain (1960) & Coke Sign (1974)
13. Kingsclere, one of the first apartment blocks in Sydney (1912)
14. The Beatles stay at the Sheraton Marquee Hotel in Macleay St (1964)
15. Garden Island Naval Base since 1858 with Captain Cook Graving Dock
16. Llanckelly Place - one of the few Melbourne style laneways in Sydney
17. Kings Cross Market - food and produce in Fitzroy Gardens every Saturday
18. McElhone Stairs

**At the time of European settlement, the area encompassing Woolloomooloo was inhabited by the Gadigal people, a clan of the Aboriginal Eora Nation. Woolloomooloo Bay was a significant site for them, serving as a hunting ground, residential space, and sacred ceremonial ground. While the area became a center for European residents, Aboriginal people continued to gather there, sometimes even swimming in the bay at night.**

**Social & Cultural Impact:** The impact of settlement was devastating for the aboriginal communities who had lived in this place for thousands of years.



From the collections of the State Library of New South Wales [SAFE/719/22]  
(In Views in New South Wales, Sydney : A. West, 1812-1814, Mitchell Library)

Native burial of Baggara Woolloomooloo 1813



By Charles Rodius From the collections of the State Library of New South Wales [PKA 997.2]  
(Mitchell Library)

Woolloomooloo 1833

**Potts Point & Elizabeth Bay were among the first suburbs in Sydney, being an elite area for merchants and senior bureaucrats in the early and mid-1800s. Nine colonial villas from the 19<sup>th</sup> century still remain, including Elizabeth Bay House, considered at the time the finest residence in the colony.**

**Social & Cultural Impact:** The 19<sup>th</sup> century villas are a substantial visual presence and inform today of the wealthy living style of Sydney's colonial past. These buildings anchor the built heritage importance of the area.



Elizabeth Bay House with Art Deco apartment blocks in background



Grotto & steps from Elizabeth Bay House gardens

1<sup>st</sup> significant hub of Art Deco apartment buildings in Australia (1927-1950) with some 75 still remaining.



**Social Impact at the time 1:**

- allowed single people, workers and new immigrants from Europe to rent accommodation close to the city.

**Social impact at the time 2:**

- company title allowed middle-class Sydneysiders to own and live in larger apartment blocks with modern facilities (some 20 examples still remaining)

**Current Social impact:**

- large proportion of apartments are rented bedsits and studios which offer an unusual supply of affordable living close to the centre of Sydney.

Art Deco apartment blocks in Elizabeth Bay

Potts Point and Elizabeth Bay contain 5 buildings designed by Emil Sodersten, Australia's foremost Art Deco architect. Fine brickwork was a signatory feature of his work. *Kingsley Hall (1929); Werrington (1930); Birtley Towers (1934); Wychbury (1934); Malborough Hall (1938)*

**Social & Cultural Impact:** These buildings are iconic examples of the work of this important Australian architect and highlights of Art Deco and Functionalist architecture in the 1930s and 1940s.




Kingsley Hall (1929)



Werrington (1930)



Birtley Towers (1934)



Wychbury (1934)



Malborough Hall (1938)

**Potts Point and Elizabeth Bay contain 2 buildings designed by Aaron Bolot, regarded as an important architect in the history of high-rise design in Australia. Ashdown (1938) and 17 Wylde St (1950)**

**Social & Cultural Impact:** Ashdown (1938) is one of the finest examples in Sydney of functionalist curvilinear Art Deco style. 17 Wylde St (1950) was the first transitional example of Modernist architecture in Australia; the first curved building in Sydney and utilised a Community Cooperative title for apartment ownership (an early form of strata title).



Ashdown (1938)



55 17 Wylde St (1950)

**1<sup>st</sup> significant hub of Modernist apartment buildings in Australia (1960-1970) with some 30 still remaining, including 5 designed by Harry Seidler.**

**Social impact at the time:** offered the first opportunity for average Australians to own an apartment through the introduction of strata title in the early 1960s.




**Potts Point and Elizabeth Bay contain 5 buildings designed by Harry Seidler, Australia's father of Modernism and a master of reinforced concrete**  
*Ithaca Gardens (1960), Ercildoune (1965), Aquarius (1965), Gemini (1962/1969) and International Lodge (1970)*

**Social & Cultural Impact:** These buildings represent the work of this famous and innovative Australian architect and reflect the influence of European immigrant architects on the development of style and culture in Australia.

Ercildoune (1965)



Aquarius (1965)



Ithaca Gardens (1960)

Gemini (1962/1969)



International Lodge (1970)

**Potts Point (including Kings Cross) was a cosmopolitan focal point for new Australians and a bohemian centre for art and culture from 1930 to 1970.**

**Social & Cultural Impact:** European migrants gravitated to the area in the 1930s because it resembled the style of living they were used to and was close to the city. Sydneysiders enjoyed the cosmopolitan environment of shops and cafes. The area also became a focus for intellectuals and artists as evidenced by the Yellow House in Macleay Street.



Yellow House, Macleay Street, Potts Point

**Victoria Street in Potts Point was the location of a famous Union Green Ban in 1973, an attempt to preserve the streetscape and retain a larger proportion of low-income housing stock in what was then an inner-city, working-class residential area. The ban was punctuated by the death of activist, Juanita Neilson.**

**Social Impact:** This example of environmental activism helped to transform the culture of urban planning, instilling an appreciation of heritage buildings and leading to better recognition of the need to be transparent about proposed developments and to include community consultation.



Juanita Neilson

Victoria St., Potts Point



59

**The Minerva/Metro Theatre is one of only 13 Art Deco cinemas remaining in Sydney and is regarded as perhaps the best example of Streamlined Functionalist Art Deco architecture in Australia. Although State Heritage listed it was under threat of being turned into a hotel. Fortunately it has been purchased by philanthropist Gretel Packer who intends to restore the building to its original function as a live theatre.**

**Social & Cultural Impact:** The Minerva/Metro Theatre has had a long association with the nightlife of Kings Cross and Sydney's stage and screen world. The theatre's vertical and horizontal lines and curves symbolised the importance of progress and modernity and its relationship with the exciting medium of theatre and cinema. It is one of only two Art Deco commercial buildings remaining in the Potts Point / Elizabeth Bay area.

Metro Theatre (1939)  
Architects: Bruce Dellit / Crick & Furse



The Kings Cross district was Sydney's bohemian heartland from the early decades of the 20th century. For most of the 1900s, the "Cross" was an entertainment centre which hosted numerous clubs and cafes. The area was home to a large number of artists and intellectuals, writers, and actors. From the 1960s onwards Kings Cross also came to serve as both the city's main tourist accommodation and entertainment mecca, as well as its red-light district.

**Social & Cultural Impact:** Few places in Australia have as rich a history as King Cross, hosting a multicultural community and being a favoured destination for Sydneysiders and tourists. The Coca Cola sign at the top of William Street ranks as one of Sydney's most recognised locations and the gateway to Kings Cross

Coca Cola Sign  
cnr William St, Darlinghurst Rd  
Victoriria St



The El Alamein Memorial Fountain is of special significance as a spectacular fountain and outstanding work of modernist design

**Social & Cultural Impact:** Since 1960 the Fountain has been a major icon and tourist attraction in the heart of Potts Point, commemorating the battles at El Alamein in World War 2. It is also unusual because its beauty as a fountain has, over the years, tended to overshadow its solemn function a war memorial.

El Alamein Memorial Fountain (1960)  
Designer: Bob Woodward



**Boomerang is arguably Sydney's most important house from the first half of the 20th century**

**Social & Cultural Impact:** Boomerang is a wonderful example of Spanish Mission architecture sited on the harbour in Elizabeth Bay. It represents the evolution of architecture in Australia in the early 20th century as Victorian styling was replaced by new styles from overseas.



Boomerang (1927)  
Architect: Neville Hampson

63

**Kingsclere was the first apartment block to be built in Potts Point and one of the first in Sydney**

**Social & Cultural Impact:** One of Sydney's first multilevel residential buildings, it is the only gracious apartment block remaining in Sydney from the early years of the 20th century. Kingsclere heralded the beginnings of Potts Point being the great apartment district of Sydney.



Kingsclere (1912)  
Architects: Halligan and Wilton

64

**40 Macleay St was the Sheraton Marquee Hotel when the Beatles were guests there in 1964**

**Social & Cultural Impact:** A memorable moment in Sydney's modern entertainment history when the visit of the Beatles drew thousands of people to Macleay Street waiting for a glimpse of the Fabulous Four.



The Beatles at the Sheraton Marquee Hotel  
June 1964

40 Macleay St (1961)  
Architects: Miller & Farley



65

**Garden Island Naval Base is sited at the northern end of Potts Point and Elizabeth Bay. A naval base since 1858, it was significantly expanded in 1942. HMAS Kuttabul Base is a significant Modernist building in Wylde St., Potts Point.**

**Social & Cultural Impact:** The Navy is a major presence in Potts Point and Elizabeth Bay. It is Australia's main base for the Navy Fleet and for its regional defence activities. The Captain Cook Graving Dock is the largest in the southern hemisphere.



Kuttabul (c1963)



Garden Island Naval Base

**Llankelly Place in Kings Cross is one of the few Melbourne style laneways in Sydney with multiple restaurants, coffee shops, wine bars and an art gallery**

***Social & Cultural Impact:*** Llankelly Place has been revitalised to become a favoured destination both during the day and in the evenings. It is unique to this area and to Sydney. It shows the future of the Cross in bringing it back to the desirable cosmopolitan destination it was in the first half of the 20th century



Llankelly Place, Potts Point

67

### **Kings Cross Market held on Saturdays**

***Social & Cultural Impact:*** Every Saturday Kings Cross Market in Fitzroy Gardens offers the freshest food and gourmet produce. The community's market place is a place for locals and visitors to meet, purchase the best produce and enjoy wonderful and varied food from the array of excellent food stalls. As well there are stalls with designers offering antiques and art by local artists and artisans.



Kings Cross Market, Fitzroy Gardens

68

### Local Icons: Coca Cola Sign and El Alamein Fountain

**Social & Cultural Impact:** Two of Sydney's most iconic and recognisable landmarks, where people meet to enjoy the Cross and Potts Point



El Alamein Fountain, Potts Point (1961)



Coca Cola Sign, Kings Cross (1974)

69

### McElhone Stairs

**Social & Cultural Impact:** Before these stairs were built the only way direct to get between Potts Point and the slums below in Woolloomooloo was by using wooden ladders that ran down the rock face.



70

# AMENITIES

The three intertwined suburbs of Potts Point, Elizabeth Bay and Rushcutters Bay are all contained in less than 1 sq km and provide an accessible walkable streetscape. Five small parks offer convenient peace and greenery for locals and their pets. A few minutes walk and one is on the harbour enjoying the tranquility of Elizabeth Bay. Tree-lined Macleay Street is the geographical spine as well as the beating heart of the Potts Point / Elizabeth Bay community with its splendid early and mid-20th century architecture and vibrant cafe / restaurant culture. The diversity of the area is reflected in the assistance offered to the community with facilities like The Wayside Chapel, St Canice's Kitchen and the Kings Cross Community Centre. For those who enjoy food and beverage there are a plethora of coffee shops, restaurants and wine bars to suit every palate. Much can be done to establish the area as a tourist destination as it has charm, accessibility and many interesting places to visit. Safety is an important feature and hallmark of the diverse community, attracting singles and all gender identities to a place where everyone is welcome and accepted.



## Amenities PARKS

POTTS POINT  
ELIZABETH BAY  
RUSHCUTTERS BAY



Embarkation Park




Beare Park



Fitzroy Gardens



Lawrence Hargrave Reserve



McElhone Reserve

# Amenities

## ELIZABETH BAY



# Amenities

## MACLEAY STREET



## ASSISTANCE



ST CANICE'S KITCHEN

For 35 years, our kitchen has provided daily food and support to those experiencing homelessness and social exclusion. Powered by over 400 volunteers, we serve nutritious, cooked meals for upwards of 150 guests each day.



WAYSIDE CHAPEL

Wayside Chapel has provided unconditional love, care and support for people on and around the streets of Kings Cross since 1964. Our mission is creating community with no 'us and them'. We do this by breaking down the barriers of judgement and providing a safe place where people from all walks of life are welcome.



KINGS CROSS  
COMMUNITY CENTRE

The Kings Cross Community Centre is a non-profit, community-based organization which aims to meet the needs of local residents. The Centre caters to residents in the Kings Cross, Elizabeth Bay, Potts Point, Rushcutters Bay, Woolloomooloo, Darlinghurst, East Sydney, Paddington and Surry Hills.

## RESTAURANTS



Fratelli Paradiso  
Bistro 916  
Parla  
Fei Jai  
Apollo  
Franca  
Cho Cho San  
Bistro Rex  
Macleay Street Bistro  
Bushari  
Chaco Bar  
Yellow  
Et Al  
Chester White  
Lot One  
Dumplings and Beer  
Ezra  
Dumpling and Noodle House  
Kisuke  
La Bomba  
Rustic French Bistro



## COFFEE LUNCH



Zinc  
Café de la Fontaine  
Gypsy  
Coffee Tea and Me  
Tuyo  
Glider Cafe  
Primary Coffee Roasters  
Orwells  
Room 10  
Uliveto  
Petrol

Elizabeth Bay Café  
Poppi's Place  
Tucker Box  
The Lookout  
Shuk  
Rain Drop Café  
Greenknowe Café  
Santino's  
Café Two Ants  
Café Yucca

## WINE BARS



Dear St Eloise  
Bar Lucia  
Chaco Bar  
Piccolo Bar  
Kings Cross Hotel  
Dulcies  
Bar Sopra  
Kings Cross Distillery  
The Roosevelt  
The Butler